

proxi-captor 2610.30/.31, 2600.30/.31, 2850

The **proxi-captor**, type 2610.30/.31, an inductive distance meter, can be applied to all automated metal control processes where an analog signal is required. The proxi-captor is available with voltage output or alternatively with current output. For AC types the output is potential free.

The high frequency oscillator is periodically triggered to produce damped oscillation pulses. Both the amplitude and duration of the pulses are directly proportional and, within a wide range, linear to the degree of damping caused by the presence of a conductor within the inductive field. This RF-signal is integrated and fed to the output amplifier. Both zero point and range (sensitivity) are adjustable.

The proxi-captor is available as a compact unit, type 2610.3x, and as a remote unit, type 2600.30/.31, with a separate coil, type 2850.

Customer specified coils from the 28xx series are suitable for the most varied applications and can be supplied on request. For harsh operating conditions the remote system is recommended.

As a contactless transducer, the proxi-captor type 2610.30/.31 is ideally suited to distance measurement and tasks such as strip or edge detection in coiling or loop control systems, in the steel industry.



- simple to install
- maintenance-free
- shock and vibrationproof
- stainless steel housing
- fully resin encapsulated
- no moving parts
- temperature compensated
- short circuit protected
- **ISO 9001 : 2008**

Technical Data

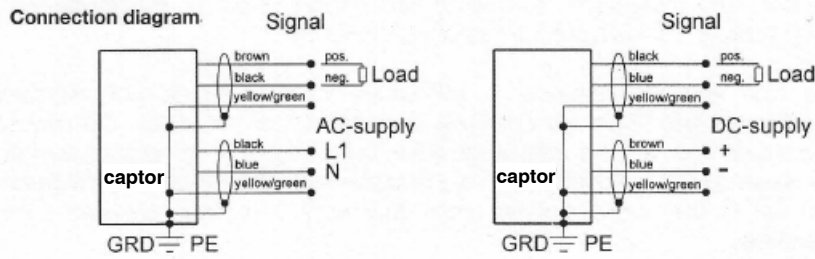
Type	2610.xx	2600.xx
Construction	compact unit stainless steel housing integrated mounting plate epoxy resin encapsulated	remote electronic unit aluminium housing 3-digit display
Mass	14 kg	2 kg (coil 2850: 10 kg)
Mounting	220 x 220 mm (standard)	204x 82 mm
Connection	2 x 2 m sil1 cone armoured cable, each 3 x 0.75 mm ²	internal terminals cable sealing with PG 11
Coil connection		coaxial female socket, SO 239
Measuring distance at full coverage	max. 140 mm, see graph	max. 140 mm, with coil, type 2850
Linear range	35 .. 65 mm ±1 mm	
Zero point adjustment	potentiometer	
Sensitivity adjustment	potentiometer	
Repeatability	better than 1 mm within linear range	
Temperature drift	≤ 0.5 mm within linear range	
Ambient temp. range	-20 °C to +70 °C (-6 °F to 158 °F)	
Power consumption	10 W	
Protection standard	IP 65 / DIN 400 50	
Vibration and shock	in accordance with DIN 57 4 11	
Supply voltage *	24VDC ± 15 % 115 V AC ± 15 %, 50 - 60 Hz 230 V AC ± 15 %, 50 - 60 Hz	
Output load	-.30: max. 800 Ω, (max. 600 Ω at 24 VDC supply) -.31: min. 4K	
Type -.30	current output	0 - 20mA (4 - 20 mA adjustable)
Type -.31	voltage output	0- 20V max. (adj. zero point, e. g. -1 0Vto +10V) 0 -15V (max. range at 24 VDC supply)

* Supply voltage must be specified

Inductive distance meter




proxi-captor 2610.30/.31, 2600.30/.31, 2850



Dimensions (mm)


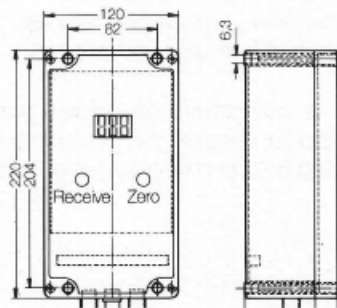
Coil:
Type 2850

construction and dimensions
see type 2610.3-



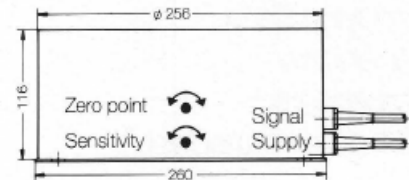
Different coil types
on request

Remote electronic units:
Type 2600.30 / -.31

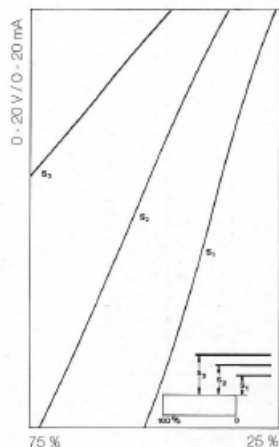


Output signal
at full coverage
Vertical
movement

Compact unit:
Type 2610.30 0 - 20 mA
Type 2610.31 0 - 20 V



Mounting plate



Output signal
for varying
degrees of
coverage at
different con-
stant distances

